

# Rushbury Parish Survey 2023

---



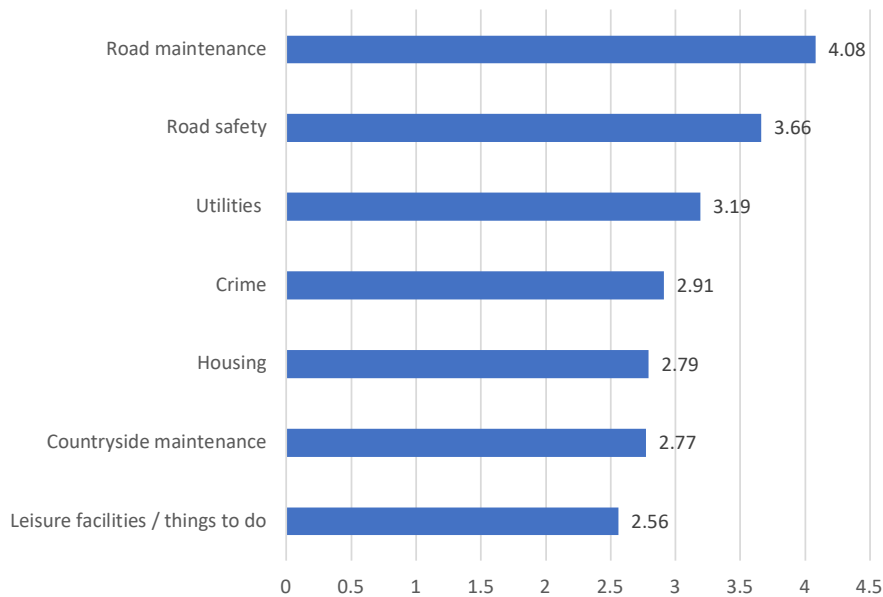
## Responses

- *We received a total of 103 completed surveys and a further 21 part completed where residents had answered some questions but didn't get all the way through to the end. These have been included in the analysis*
- *42 responses were on paper, with the remaining 82 completed online*
- *There's approx. 280 households in the parish so this gives a response rate of around 44% (including part responses) although of course more than one member of a household may have completed a survey*

# Main Concerns



Concern score out of 5



- Although housing scored fairly low down, responses are more divided – 33% said they weren't concerned at all about housing but 25% said they were very concerned

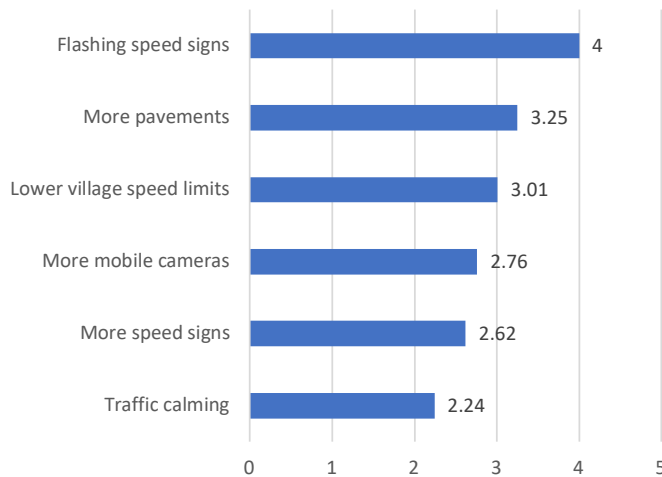
- The top concerns are road maintenance followed by road safety.
- Leisure facilities / things to do are of least concern.

	Concern Level				
	Not concerned (1)	2	3	4	Very concerned (5)
Road safety (eg speeding, volume of traffic)	8.5	11.9	22.9	18.6	38.1
Road maintenance (eg potholes)	1.7	4.4	21.9	28.1	43.9
The level of crime	12.3	28.1	28.9	17.5	13.2
The provision of utilities (eg water, broadband, gas)	15.9	15.0	28.3	15.9	24.8
Countryside maintenance (eg hedges, verges)	17.8	23.2	32.1	17.9	8.9
The availability of housing	33.6	13.6	18.2	9.1	25.4
The provision of leisure facilities / things to do	26.8	21.3	27.8	16.7	7.4

# Road Safety



Helpfulness Score out of 5



- *Flashing speed signs are the most popular thing we could do to improve road safety – 68% of people thought these would be helpful or very helpful*
- *Traffic calming measures are the least popular – 65% thought these would be unhelpful or very unhelpful*
- *Opinion was divided on lower speed limits – 31% thought these could be very helpful but 32% thought very unhelpful*

% response

	% response				
	Not helpful 1	2	3	4	Very helpful 5
Flashing speed limit signs entering villages	5.7	10.4	15.1	16.0	52.8
Lower speed limits in the main villages (eg 20mph)	32.0	10.7	12.6	13.6	31.1
Traffic calming measures (eg speed humps)	53.4	11.7	11.7	3.9	19.4
More speed limit signs	36.9	9.7	25.2	10.7	17.5
More mobile speed cameras	36.9	13.6	12.6	10.7	26.2
More pavements in the villages	19.6	12.7	23.5	11.8	32.3

# Road Safety - comments

---



- *74 respondents provided additional comments about road safety and related issues*

*The main areas of concern are*

- *Speed of traffic on B4371 through Wall Bank, Wall village, and Longville*
- *Speed of traffic on Roman Bank, Rushbury Village and by Rushbury school in particular*
- *Lack of pavements / narrow pavements in Longville and Wall*
- *Speed of tractors*
- *Potholes*
- *Floodwater on B4371 near Gilberries Lane*

# Crime



- Only 9.8% of respondents think police coverage is good or very good

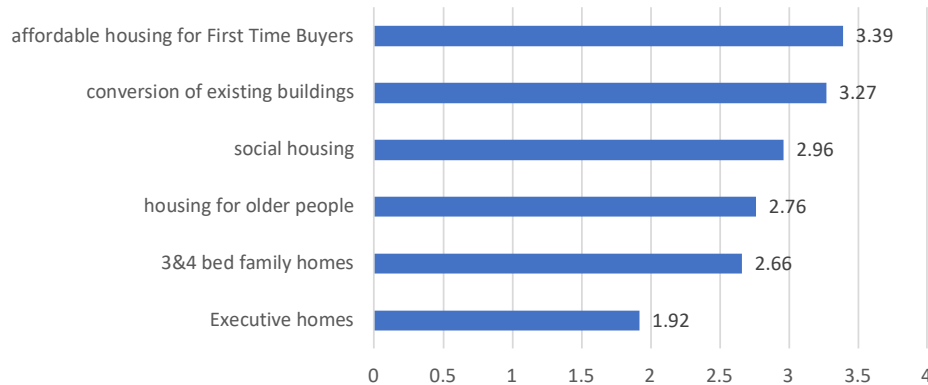
	Not very good	1	2	3	4	5	Very good
Police coverage		31.4	26.5	32.5	7.8	2.0	

% response	Not helpful		Very helpful			Av Score
	1	2	3	4	5	
Greater police presence (eg more patrols)	6.9	14.8	38.6	22.8	16.8	3.3
Improved / more street lighting	50.0	19.4	18.4	7.1	6.1	2.0
Better consultation between police and residents	8.3	9.3	43.3	20.6	18.6	3.3
Local crime prevention initiatives (eg Smartwater*)	7.1	7.1	33.3	21.2	31.3	3.6
Crime awareness campaigns (eg online fraud)	10.1	16.2	26.3	24.2	23.2	3.3

- Local crime initiatives such as Smartwater, are seen as the most helpful thing to do to help reduce crime
- More street lighting is least popular

- 38 respondents added extra comments about crime
  - These mostly highlight rural crime, thefts from gardens and possible use of local groups such as Neighbourhood Watch or Whatsapp crime groups

# Housing



- *In terms of housing respondents would like to see, the most popular is affordable housing for first time buyers*
- *Next is conversion of existing buildings*
- *Executive homes and larger family homes are least popular*
- *As before, opinion is divided on a lot of housing with responses either very against or very in favour*

- *48 respondents made extra comments about housing.*

- *A lot of these mentioned the need for affordable housing to keep / attract younger families and keep the school viable*
- *Other things mentioned include the poor planning process and that if we get more housing, we need more transport and facilities*
- *Some said we don't need more housing*

% response	Wouldn't like to see					Would like to see
	1	2	3	4	5	
Affordable housing for first time buyers	17.8	12.9	17.8	15.8	35.6	
Executive detached dwellings	60.6	11.1	13.1	6.1	6.1	
Housing for older people	26.0	16.0	30.0	12.0	16.0	
Social housing (affordable housing for rent)	27.5	15.7	16.7	13.7	26.4	
3 & 4 bedroom family homes	31.3	13.1	27.3	15.2	13.1	
Conversions of existing farm or other buildings	21.6	7.9	21.6	19.6	29.4	

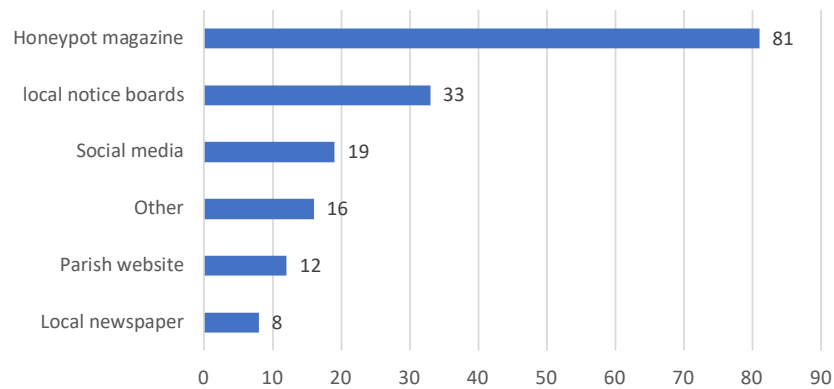
# Council Communication



- *22% of respondents think the parish council communicates well*

% response

	% response					Av Score
	1	2	3	4	5	
Parish council communication	19.0	23.0	36.0	16.0	6.0	2.7



- *By far and away the most popular source for parish news is Honeypot magazine, followed by local notice boards*
- *The parish website is not widely used – less than social media*
- *Other methods included word of mouth*

- *A few respondents commented that minutes of council meetings should be added to the website more quickly*

# Any other comments

---



- *34 respondents provided additional comments*
    - *The majority of these continue or reiterate comments made about road safety, crime or housing*
- Also mentioned are:*
- *The Plough and lack of pubs / facilities*
  - *Environmental concerns / Countryside issues*
  - *Broadband coverage*
  - *Dogs*
  - *The council itself – including some positive responses*